




BRIAN M. SCHILDER

Passionately pursuing multi-disciplinary research to improve human lives.

Imperial College London
PhD Candidate
ScB, MPhil

EDUCATION

- 2024 • **Imperial College London**
PhD: Clinical Medical Research; Computational Neurogenomics  London, UK
- Thesis:** Multi-omic medicine: dissecting the cell-type-specific molecular mechanisms underlying neurodegenerative disease genomics
- 2017 • **The George Washington University**
MPhil: Human Paleobiology; Evolutionary Neuroscience & Genomics  Washington, DC, USA
- Thesis:** The evolution of the hippocampus and adult neurogenesis: Novel insights into the origins of human memory
- 2011 • **Brown University**
ScB: Cognitive Neuroscience; Neurological Diseases & Disorders  Providence, RI, USA

CORE SKILLS

Research

14+ years of highly multidisciplinary research experience. Creative and rapid hypothesis generation, project design, and problem solving.










- **Fields:** Including but not limited to: Neuroscience, systems biology, bioinformatics, machine learning, multi-omics, biomedicine, cognition, statistics, computer science, phylogenetics, paleoanthropology biomechanics, primatology, histology/microscopy.
- **Publications:** Strong writing skills as evidenced by **18** peer-reviewed scientific publications, **17** international conference posters and **10** successful grant applications.

Programming

Extensive experience in developing highly reproducible scripts and software packages to interrogate large and diverse data.

- **Bioinformatics:** Including but not limited to: GWAS, QTL, bulk/scRNA-seq & epigenomics, machine learning, high-performance computing, GitHub, GitHub Actions, Docker/Singularity containers, DockerHub, conda, Nextflow, reproducibility.
- **Python:** Regularly uses ML packages (e.g. sklearn, tensorflow, Keras). Developed and own IP for PubReporter, a software for extracting and conducting topic modelling/NLP on relevant scientific literature at scale.
- **Javascript/HTML/CSS:** Created **10+** websites, web apps, and interactive reports. Developed templates to automatically render websites on-the-fly from CSVs using Javascript.
- **R:** Created **26** R packages to date, including on Bioconductor and CRAN. Experienced in created Shiny Apps and Rmarkdown reports.



















CONTACT

-  brian_schilder@alumni.brown.edu
-  **US**
+1 908-268-9859
-  **UK**
+44 073-0653-7736
-  [LinkedIn](#)
-  [ORCID](#)
-  [GitHub](#)
-  [Twitter](#)
-  [Personal Website](#)
-  [Lab Website](#)

SUMMARY

-  **14+** years of research experience.
-  **18** peer-reviewed publications to date.
-  **35** bioinformatics tools developed.
-  **12+** years of teaching/supervising experience.

TABLE OF CONTENTS

-  [Education](#)
-  [Skills](#)
-  [Publications](#)
-  [Preprints](#)
-  [Acknowledgements](#)
-  [Reviewerships](#)
-  [Invited talks](#)
-  [Conference talks](#)
-  [Posters](#)
-  [Experience](#)
-  [Teaching](#)
-  [Software](#)
-  [Web apps](#)
-  [Websites](#)
-  [Grants](#)
-  [Awards](#)
-  [Affiliations](#)
-  [Extracurricular](#)

 [CV source code](#)

 Updated Feb-16-2023

Communication

Effective and engaging scientific presentations to a variety of audiences.

- **Peers:** Extensive experience presenting research proposals/findings to both internal and external labs/conferences. Invited speaker at leading research institutions. Diverse, multi-disciplinary and global collaborative network.
- **Students:** Teaching assistant and/or guest lecturer for courses in diverse fields (biological anthropology, neuroscience, computational biology).
- **Public:** Developed and delivered numerous community engagement programs for a wide variety of stakeholders, including students (preschool through postgraduate), community members, and patients (e.g. Children's National Hospital, Parkinson's UK).

Project Management

Coordinates multiple independent projects at once with researchers of varying degrees of education and research experience. Effective handling of many projects at once.

- **Documentation:** Detailed and understandable in-code documentation is second-nature.
- **Supervision:** Supervises numerous student research projects.
- **Version control:** Extensive and daily use of git, GitHub Issues, GitHub Projects.



PUBLICATIONS

- 2022 • **Dissecting the Shared Genetic Architecture of Suicide Attempt, Psychiatric Disorders, and Known Risk Factors**
Biological Psychiatry (2022) 91(3):313-327; <https://doi.org/10.1016/j.biopsych.2021.05.029>
N Mullins, J Kang, AI Campos,...**BM Schilder**, et al.
- 2022 • **Genetic analysis of the human microglial transcriptome across brain regions, aging and disease pathologies**
Nature Genetics (2022) <https://doi.org/10.1038/s41588-021-00976-y>
K de Paiva Lopes, G JL Snijders, J Humphrey, A Allan, M Sneebouer, E Navarro, **BM Schilder**...T Raj
 News
- Microglial transcriptomics meets genetics: new disease leads (*Nature Reviews Neurology*, 2022)
- Mighty MiGA: Microglial Genomic Atlas Zeros in on Causal AD Risk Variants (*ALZFORUM*, 2022)
- Can a Human Microglial Atlas Guide Brain Disorder Research? (*Mount Sinai Health System*, 2022)
- Polygenic Scores Paint Microglia as Culprits in Alzheimer's (*ALZFORUM*, 2021)
- 2021 • **Multi-omic insights into Parkinson's Disease: From genetic associations to functional mechanisms**
Neurobiology of Disease (2021) 105580; <https://doi.org/10.1016/j.nbd.2021.105580>
BM Schilder, E Navarro, T Raj
- 2021 • **Fine-Mapping of Parkinson's Disease Susceptibility Loci Identifies Putative Causal Variants**
Human Molecular Genetics (2021) ddab294; <https://doi.org/10.1093/hmg/ddab294>
BM Schilder, T Raj
- 2021 • **echolocatoR: An Automated End-to-End Statistical and Functional Genomic Fine-Mapping Pipeline**
Bioinformatics (2021) btab658; <https://doi.org/10.1093/bioinformatics/btab658>
BM Schilder, J Humphrey, T Raj
- 2021 • **MungeSumstats: A Bioconductor Package for the Standardisation and Quality Control of Many GWAS Summary Statistics**
Bioinformatics (2021) 37(23):4593-4596; <https://doi.org/10.1093/bioinformatics/btab665>
A Murphy, **BM Schilder**, NG Skene
- 2021 • **Dysregulation of mitochondrial and proteo-lysosomal genes in Parkinson's disease myeloid cells**
Nature Genetics (2021) <https://doi.org/10.1101/2020.07.20.212407>
E Navarro, E Udine, K de Paiva Lopes, M Parks, G Riboldi, **BM Schilder**...T Raj
 News
- Mount Sinai: Fighting Neurodegenerative Disorders (*Mount Sinai Health System*, 2019)

- 2021 ● **Phenome-wide and eQTL Associations of COVID-19 Genetic Risk Loci**
iScience (2021) <https://doi.org/10.1016/j.isci.2021.102550>
 C Moon, **BM Schilder**, T Raj, K-I Huang
- 2020 ● **Genome-Wide Association Study of over 40,000 Bipolar Disorder Cases Provides Novel Biological Insights**
Nature Genetics (2020) 53:817-829; <https://doi.org/10.1038/s41588-021-00857-4>
 N Mullins, AJ Forstner, KS O'Connell, B Coombes, JRI Coleman...**BM Schilder**... et al.
- 2020 ● **Tensor decomposition of stimulated monocyte and macrophage gene expression profiles identifies neurodegenerative disease-specific trans-eQTLs**
PLoS Genetics (2020) 16(9):e1008549; <https://doi.org/10.1101/499509>
 S Ramdhani, E Navarro, E Udine, AG Efthymiou, **BM Schilder**, M Parks, A Goate, T Raj
 📰 News
 - Researchers identify 64 regions of the genome that increase risk for bipolar disorder (EurekAlert, 2021)
 - Largest Bipolar Disorder Genetics Study Doubles Genetic Risk Factors (Nordic Society of Human Genetics and Precision Medicine, 2021)
- 2019 ● **Evolutionary shifts dramatically reorganized the human hippocampal complex**
Journal of Comparative Neurology (2019) 528(17):3143-3170; <https://doi.org/10.1002/cne.24822>
BM Schilder, HM Petry, PR Hof
- 2019 ● **FAIRshake: Toolkit to Evaluate the Findability, Accessibility, Interoperability, and Reusability of Research Digital Resources**
Cell Systems (2019) 9; <https://doi.org/10.1016/j.cels.2019.09.011>
 D Clarke, L Wang, A Jones, M Wojciechowicz, D Torre, K Jagodnik, S Jenkins, P McQuilton, Z Flamholz, M Silverstein, **BM Schilder**...A Ma'ayan
 📰 News
 - Chosen as 'Featured Frontmatter' article in *Cell Systems*
- 2019 ● **Geneshot: search engine for ranking genes from arbitrary text queries**
Nucleic Acids Research (2019) 47(W1):W571-W577; <https://doi.org/10.1093/nar/gkz393>
 A Lachmann, **BM Schilder**, ML Wojciechowicz, D Torre, MV Kuleshov, AB Keenan, A Ma'ayan
 📰 News
 - Geneshot: Piercing the Literature to Identify and Predict Relevant Genes (University of Pittsburgh Health Sciences Library System Update, 2019)
 - The Future of AI at the Hasso Plattner Institute for Digital Health at Mount Sinai (Mount Sinai Health System, 2020)
- 2018 ● **eXpression2Kinases (X2K) Web: linking expression signatures to upstream cell signaling networks**
Nucleic Acids Research (2018) 46(W1):W171-W179; <https://doi.org/10.1093/nar/gky458>
 DJB Clarke, MV Kuleshov, **BM Schilder**, D Torre, ME Duffy, AB Keenan, A Lachmann, AS Feldmann, GW Gundersen, MC Silverstein, Z Wang
 📰 News
 - Mount Sinai Faculty Spotlight: Ma'ayan Lab (Mount Sinai Health System, 2018)
- 2015 ● **Defining elemental imitation mechanisms: A comparison of cognitive and motor-spatial imitation learning across object- and computer-based tasks**
Journal of Cognition and Development (2015) 17(2):221-243; <https://doi.org/10.1080/15248372.2015.1053483>
 F Subiaul, L Zimmerman, E Renner, **BM Schilder**, R Barr
- 2015 ● **Take the monkey and run**
Journal of Neuroscience Methods (2015) 248:28-31; <http://doi.org/10.1016/j.jneumeth.2015.03.023>
 KA Phillips, MK Hambricht, K Hewes, **BM Schilder**, CN Ross, SD Tardif
- 2014 ● **Becoming a high-fidelity - super - imitator: what are the contributions of social and individual learning?**
Developmental Science (2014) 18(6):1025-1035; <http://doi.org/10.1111/desc.12276>
 F Subiaul, EM Patterson, **BM Schilder**, E Renner, R Barr

- 2014 ● **Working memory constraints on imitation and emulation**
Journal of Experimental Child Psychology (2014) 128:190-200; <http://doi.org/10.1016/j.jecp.2014.07.005>
F Subiaul, BM Schilder

PREPRINTS

- 2023 ● **The rworkflows suite: automated continuous integration for quality checking, documentation website creation, and containerised deployment of R packages**
Research Square (2023) <https://doi.org/10.21203/rs.3.rs-2399015/v1>
BM Schilder, AE Murphy, NG Skene
- 2022 ● **CUT&Tag recovers up to half of ENCODE ChIP-seq peaks**
bioRxiv (2022) <https://doi.org/10.1101/2022.03.30.486382>
D Hu, L Abbasova, BM Schilder, A Nott, NG Skene, SJ Marzi
- 2022 ● **EpiCompare: R package for the comparison and quality control of epigenomic peak files**
bioRxiv (2022) <https://doi.org/10.1101/2022.07.22.501149>
S Choi, BM Schilder, L Abbasova, AE Murphy, NG Skene

ACKNOWLEDGEMENTS

- 2021 ● **eQTL Catalogue: a compendium of uniformly processed human gene expression and splicing QTLs.**
Nature Genetics (2021) 53:1290-1299; <https://doi.org/10.1038/s41588-021-00924-w>
N Kerimov, JD Hayhurst, K Peikova et al.
- 2020 ● **Functionally-informed fine-mapping and polygenic localization of complex trait heritability**
Nature Genetics (2020) <https://doi.org/10.1038/s41588-020-00735-5>
O Weissbrod...AL Price
- 2019 ● **Wayfinding: The science and mystery of how humans navigate the world.**
St. Martin's Press (2019) ISBN-13: 978-1250096968; <https://www.amazon.co.uk/Wayfinding-Science-Mystery-Humans-Navigate/dp/1250096960>
MR O'Connor
- 2012 ● **EEG oscillations reveal neural correlates of evidence accumulation**
Frontiers in Decision Neuroscience (2012) 6(106):Jan-13; <https://doi.org/10.3389/fnins.2012.00106>
M van Vugt, P Simen, L Nystrom, P Holmes, J Cohen
- 2011 ● **Trial-by-trial adaptation of decision making performance: a model-based EEG analysis**
Interdisciplinary Perspectives on Cognition, Education, and the Brain (2011) 7; <https://www.semanticscholar.org/paper/Trial-by-trial-adaptation-of-decision-making-a-EEG-Vugt-Simen/330371d08842ecd1bda332dd22351a7135b5cb1f>
M van Vugt, P Simen, J Cohen

REVIEWERSHIPS

- **PLOS Genetics**
1 article
- **Alzheimer's Research & Therapy**
1 article

Bioinformatics

2 articles



INVITED TALKS

- 2023 ● **Multi-omics medicine: investigating shared genetic risk factors to better understand neurodegenerative disease**
Turing Omics Meeting
Omics Data Generation & Analysis Group
The Alan Turing Institute
- 2022 ● **Decomposing the phenome: learning the latent genomic structure underlying thousands of diseases and traits**
Neuroepidemiology of Aging Webinar
RUSH Alzheimer's Disease Center (RADC)
RUSH University
- 2022 ● **Drug (re)discovery in the age of genomics: multi-omic strategies for identifying disease treatments**
Department Seminar
3D (Drug, Disease, Delivery) Center / Department of Pharmaceutical Sciences
University of South Dakota
- 2020 ● **Statistical and functional genetic fine-mapping across multiple disease**
Seminar
Alzheimer's Disease Sequencing Project
Columbia University / Icahn School of Medicine at Mount Sinai
- 2020 ● **Statistical and functional genetic fine-mapping across multiple disease**
Laboratory of Neurogenetics Friday Workshop
National Institute on Aging
National Institutes of Health



CONFERENCE TALKS

- 2022 ● **Systematic quantification of animal model viability across human diseases**
Informatics-Synapse Joint Early Career Researcher Meeting

UK Dementia Research Institute (UK DRI)
- 2020 ● **Automated genetic fine-mapping of neurological disorders**
London Genetics Network
- 2019 ● **Parkinson's disease derived monocytes show alteration in the phago-lysosomal pathway**
American Society of Human Genetics

Co-contributor
- 2016 ● **Marmoset Social**

Society for Neuroscience
- 2016 ● **JB Johnston Club for Evolutionary Neuroscience**

Society for Neuroscience
- 2014 ● **JB Johnston Club for Evolutionary Neuroscience**

Society for Neuroscience



CONFERENCE POSTERS

- 2022 ● **Systematic quantification of animal model viability across human disease**
Rising Scientist Day at Imperial College London (2022)
BM Schilder, NG Skene
- 2020 ● **Cell-type-specific reconstruction of primate evolution from genomic positive selection**
Rising Scientist Day at Imperial College London (2020)
K Murphy, BM Schilder, NG Skene
- 2019 ● **Automated genetic and functional fine-mapping of Parkinson's Disease Loci.**
American Society of Human Genetics (2019)
BM Schilder, T Raj
- 2019 ● **Parkinson's disease derived monocytes show alteration in the phago-lysosomal pathway**
American Society of Human Genetics (2019)
E Udine, E Navarro, ...BM Schilder, ...T Raj
- 2018 ● **Learning X2K: Parameter Optimization via Genetic Algorithms to Calibrate the Expression2Kinases Pipeline**
Illuminating the Druggable Genome (2018)
BM Schilder, A Lachmann, M Kuleshov, A Ma'ayan
- 2018 ● **Learning X2K: Parameter Optimization via Genetic Algorithms to Calibrate the Expression2Kinases Pipeline**
Big Data 2 Knowledge - Library of Integrated Network-Based Cellular Signatures (LINCS) (2018)
BM Schilder, A Lachmann, M Kuleshov, A Ma'ayan
- 2017 ● **The evolution of the human hippocampus and neuroplasticity**
Association for American Physical Anthropologists (2017)
BM Schilder, BJ Bradley, CC Sherwood
- 2016 ● **The molecular evolution of the primate hippocampus**
Society for Neuroscience (2016)
BM Schilder, BJ Bradley, CC Sherwood
- 2015 ● **Effects of exercise on disease progression and cognition in the marmoset EAE model**
JB Johnston Club for Evolutionary Neuroscience (2015)
KA Phillips, MK Hambright, K Hewes, BM Schilder, B Jagessar, B t'Hart, SD Tardif
- 2015 ● **The effects of climatic trends, variability, and rates of change on mammalian brain evolution**
Association for American Physical Anthropologists (2015)
BM Schilder, WA Barr, R Bobe, CC Sherwood
- 2015 ● **Individual, Observational, and Imitation Learning in Orangutans and Children**
Association for American Physical Anthropologists (2015)
E Renner, BM Schilder, F Subiaul
- 2014 ● **The helper hinderer task revisited: an infant eye tracking study**
The George Washington University Research Day (2014)
A Gokhale, BM Schilder, F Subiaul
- 2013 ● **Dendritic morphology of pyramidal neurons across the visual stream: A direct comparison of chimpanzees and humans**
Society for Neuroscience (2013)
BM Schilder, O Adeyo

- 2013 • **The striatum in the evolution of learned vocalizations: Understanding the neurobiological precursors to human speech using a chimpanzee model**
Society for Neuroscience (2013)
 S Bianchi, T Duka, G Muntane, **BM Schilder**, CD Stimpson, WD Hopkins
- 2013 • **Imitation & emulation in a novel box task**
Association for Psychological Science (2013)
 L Zimmerman, N Brito, C Mendelson, R Barr, E Renner, **BM Schilder**, F Subiaul
- 2013 • **A study of imitation and working memory in 2- to 4- year-olds**
Association for Psychological Science (2013)
 R Barr, F Subiaul, L Zimmerman, L Renner, **BM Schilder**, C Mendelson, L Golojuch
- 2013 • **The impact of wealth on sharing preferences in children**
Child Development Society (2013)
 J Miller, **BM Schilder**, L Peizer, F Subiaul



RESEARCH EXPERIENCE

- 2024
|
2020 • **PhD Candidate**
 Imperial College London (UK Dementia Research Institute, Department of Brain Sciences) 📍 London, UK
 - Thesis: Multi-omic medicine: dissecting the cell-type-specific molecular mechanisms underlying neurodegenerative disease genomics.
 - Objective: Computationally dissect the subtraits, cell-types underlying the genomic signatures of Alzheimer's Disease and Parkinson's Disease.
- |
2019 • **Consultant**
 120/80 MKTG 📍 New York, NY, USA
 - Offers consultation services to a wide portfolio of high-profile digital healthcare companies, with a focus on data analytics, research publication, and strategic transparency.
 - Provides data-driven business intelligence reports using proprietary software scientific literature mining software that I have created.
 - Professional company web design.
- 2020
|
2018 • **Bioinformatician II**
 Icahn School of Medicine at Mount Sinai (Department of Neuroscience / Department of Neurology / Department of Genetics & Genomics / Ronald M. Loeb Center for Alzheimer's Disease) 📍 New York, NY, USA
 - Developed machine learning systems to integrate large-scale multi-omics datasets (e.g. whole-genome sequencing, bulk and single-cell RNA-seq, epigenomics, clinical data) to uncover the molecular mechanisms underlying neurodegenerative diseases (e.g. Alzheimer's, Parkinson's, ALS).
 - Computationally identified specific disease-causal variants, pathways and cell-types for subsequent functional wet lab validation (e.g. CRISPR-cas9 editing in patient-derived cell cultures, iPSCs and cerebral organoids).
- 2018
|
2017 • **Bioinformatician II**
 Icahn School of Medicine at Mount Sinai (Department of Pharmacological Sciences) 📍 New York, NY, USA
 - Conducted computational systems biology research. Integrated and analyzed large-scale genomic and biomedical data (e.g. Python, R, JavaScript).
 - Developed evolutionary algorithm to optimize gene network kinase regulator prediction (eXpression2Kinases).
 - Developed and deployed computational tools, software, databases and web applications for basic and clinical research, resulting in 3 peer-reviewed publications.
- 2017 • **Participant**
 Technische Universität Dresden / eMed (Summer School in Systems Medicine) 📍 Frauenchiemsee, Germany
 - Attended lectures and extended skills in extraction and analysis of big data from biomedical and neurogenomic resources.
 - Developed, performed and wrote manuscript for collaborative bioinformatics research project in less than one week.

- 2016 • **Participant**
Icahn School of Medicine at Mount Sinai (Scientific Computing & Data Science) 📍 New York, NY, USA
• Intensive summer school in high-performance computing, coding, genome database utilization and bioinformatics methods including transcriptomics and genetic association testing.
- 2017
|
2013 • **Graduate Student**
The George Washington University (Department of Anthropology) 📍 Washington, DC, USA
• Thesis: Evolution of the Hippocampus and Adult Neurogenesis Research
• Investigated the evolution of human-specific cognitive abilities and neurological disease susceptibilities (e.g. Alzheimer's Disease).
• Focused on neuroanatomical, transcriptomic and genomic evolution of the human hippocampus and memory.
- 2017
|
2014 • **Collaborator**
Trinity University / Southwestern National Primate Research Center (Department of Neuroscience) 📍 San Antonio, TX, USA
• Investigated the neurobiological mechanisms underlying the ameliorating effects of exercise on relapse-remitting Multiple Sclerosis.
- 2014 • **Teaching Assistant / Project Leader**
The George Washington University / Rutgers University (Department of Anthropology) 📍 Ileret, Kenya
• Served as Teaching Assistant while excavating Lower Paleolithic hominin sites (Homo, Paranthropus).
• As Project Leader, investigated the running biomechanics of local Daasanach tribespeople while mentoring undergraduate students.
- 2013
|
2011 • **Research Assistant**
The George Washington University (Department of Anthropology) 📍 Washington, DC, USA
• Performed dissection, histology, microscopy and quantitative stereology in post-mortem primate brain tissues.
• Trained junior and senior personnel on lab protocols.
- 2013
|
2011 • **Senior Lab Manager**
The George Washington University (Department of Speech, Language & Hearing Sciences) 📍 Washington, DC, USA
• Organized and trained dozens of undergraduates to conduct weekly cognitive development research; designed and/or directly contributed to over 15 research projects in two years.
- 2012 • **Volunteer Researcher**
University of Winnipeg / University of Belgrade (Department of Anthropology / Department of Archaeology) 📍 Sićevo, Serbia
• Excavated Paleolithic fossils and tools (H. heidelbergensis, H. neanderthalensis) at Mala Balanica, Velika Balanica, and Pešturina sites.
- 2011 • **Volunteer Researcher**
Universidad de Murcia (Department of Zoology & Physical Anthropology) 📍 Murcia, Spain
• Excavated Paleolithic fossils and tools from Cueva Negra (H. heidelbergensis) and Sima de las Palomas (H. neanderthalensis) with an international research team.
- 2011 • **Volunteer Research Intern**
American Museum of Natural History (Division of Anthropology) 📍 New York, NY, USA
• Contributed to paleoanthropological research on primate fossils using 3D morphometry imaging equipment including Minolta, Microscribe and CT.
- 2010 • **Paid Research Intern**
Princeton University (Princeton Neuroscience Institute) 📍 Princeton, NJ, USA
• Investigated the neural basis of decision-making in humans.
• Recruited participants, recorded EEG and analyzed data in MATLAB.

2010
|
2009

Student Researcher

Brown University (Department of Cognitive, Linguistic & Psychological Sciences)

📍 Providence, RI, USA

- Experimental Analysis of Animal Behavior & Cognition: Conducted various operant conditioning experiments on rats. Gained experience in animal behavioral training, data collection, and data analysis in MATLAB.
- Laboratory in Genes and Behavior: Tested transgenic mice with modified N-type voltage-gated calcium channel subunits in a battery of cognitive and sensorimotor tasks. Results were published.



TEACHING / MENTORING EXPERIENCE

-
|
2020

Research Mentor

Imperial College London (Department of Brain Sciences / Department of Life Sciences)

📍 London, UK

- Mentored students and affiliated projects:
- Kitty Murphy (PhD): 'Evolutionary pressures on cell types: leveraging species differences to gain insight into neurodegenerative disease risk'
- Sheen Lei (BSc): 'Benchmarking cell-type-specific enrichment of genome-wide disease signatures'
- Ted Reese (MSc): 'Computational cell-type annotation of single-cell epigenomics data'
- Xindong Sun (MSc): 'Benchmark of Targeted insertion of promoters sequencing (TIP-seq) on histone modification H3K27ac and H3K27me3 in K562 cell line'
- Shuhan Shen (MSc): 'Evaluation and optimisation of methods for identifying the cell types underlying genetic disease signatures'
- Lusheng Li (MSc): 'Genetic identification of cell types underlying mammalian phenotypes'
- Sera Choi (BSc): 'EpiCompare: R package for QC and benchmarking epigenetic datasets'
- Emilie Cottard (MSc) & Will Lunt (BSc): 'A meta-analysis of selective cell-type vulnerability in Parkinson's Disease neuropathology'
- Jai Chapman (BSc): 'Expression Weighted Cell Type Enrichment as a Tool for Identifying Cell Types Underlying Rare Disease Phenotypes'
- Bobby Gordon-Smith (MSc): 'Identification of cell types involved in rare disease-associated human phenotypes'
- Leyla Abbasova (MSc): 'Analysis and optimisation of CUT&Tag for epigenomic profiling of the brain'
- Barney Hill (BSc): 'Identification of cell-types associated with latent factors inferred from phenome-wide GWAS summary statistics'

2020
|
2019

Research Mentor

Icahn School of Medicine at Mount Sinai (Department of Neuroscience / Department of Neurology / Department of Genetics & Genomics / Ronald M. Loeb Center for Alzheimer's Disease)

📍 New York, NY, USA

- Mentored MS, MD, and PhD students in projects focused on computational exploration of phenotype clustering and genomic regulation of neurodegenerative diseases.

2018

Research Co-mentor

Icahn School of Medicine at Mount Sinai (Department of Pharmacological Sciences)

📍 New York, NY, USA

- Mentored students and affiliated projects:
- Vivian Utti (BSc): 'ChEA3: Transcription Factor Enrichment Analysis' as part of the Summer Research Training Program in Biomedical Big Data Science.
- Mary Duffy (PhD): 'Predicting upstream kinase regulators from interaction network databases'
- Zach Flamholz (BSc): 'modEnrichr: a suite of gene set enrichment analysis tools for model organisms'

2018

Guest Lecturer

Icahn School of Medicine at Mount Sinai (Department of Pharmacological Sciences)

📍 New York, NY, USA

- Lectured on data visualization in Python and Jupyter notebooks in the PhD/MD course 'Programming for Big Data Biomedicine'.

2017
|
2016

Research Mentor

The George Washington University (Department of Anthropology)

📍 Washington, DC, USA

- Mentored students and affiliated projects:
- Jamie Kleiner (BSc): 'Animal model simulating MS and exercise's impact on adult hippocampal neurogenesis'

2015

Teaching Assistant

The George Washington University (Department of Anthropology)

📍 Washington, DC, USA

- Course: 'Human Brain Evolution'
- Guest lectured, graded all assignments and exams, and provided additional educational support during office hours.

- 2014 • **Teaching Assistant**
The George Washington University (Department of Psychology) 📍 Washington, DC, USA
• Course: 'Biological Psychology'
• Led undergraduates in article discussions, graded all assignments and exams, and provided additional educational support during office hours.

- 2014 |
2013 • **Teaching Assistant**
The George Washington University (Department of Anthropology) 📍 Washington, DC, USA
• Course: 'Biological Anthropology'
• Led undergraduate students in two, 2-hour lab sessions per week, graded lab assignments and exams, and provided additional educational support during office hours.

- 2013 |
2012 • **Research Mentor**
The George Washington University (Department of Psychology) 📍 Washington, DC, USA
• Mentored students and affiliated projects:
• Anushka Gokhale (BSc): 'Infants' Social Assessment of Characters Through Eye Gaze'

- 2013 |
2011 • **Lab Protocol Trainer**
The George Washington University (Department of Anthropology) 📍 Washington, DC, USA
• Trained undergraduate, graduate, and post-doctoral researchers in Social Cognition Lab and Lab for Evolutionary Neuroscience in a variety of methodological research protocols.

SOFTWARE PACKAGES

1. • **rworkflows**
Continuous integration for R packages. Automates testing, documentation website building, and containerised deployment
[🔗 https://github.com/neurogenomics/rworkflows](https://github.com/neurogenomics/rworkflows)
[📄 https://doi.org/10.21203/rs.3.rs-2399015/v1](https://doi.org/10.21203/rs.3.rs-2399015/v1)

2. • **TIPseeker**
R package for post-processing [single-cell] TIP-seq data
[🔗 https://github.com/neurogenomics/TIPseeker](https://github.com/neurogenomics/TIPseeker)

3. • **PeakyFinders**
R package for mining, calling, and importing epigenomic peaks
[🔗 https://github.com/neurogenomics/PeakyFinders](https://github.com/neurogenomics/PeakyFinders)

4. • **SkillNet**
Creates user-specific contribution networks from GitHub Organization repositories
[🔗 https://github.com/neurogenomics/SkillNet](https://github.com/neurogenomics/SkillNet)

5. • **phenomix**
R package for the exploration and analysis of many genotype-phenotype datasets at once
[🔗 https://github.com/neurogenomics/phenomix](https://github.com/neurogenomics/phenomix)

6. • **MAGMA_Celltyping**
Identify cell types underlying the associations found in GWAS summary statistics
[🔗 https://github.com/neurogenomics/MAGMA_Celltyping](https://github.com/neurogenomics/MAGMA_Celltyping)

7. • **EWCE**
Expression Weighted Celltype Enrichment
[🔗 https://github.com/NathanSkene/EWCE](https://github.com/NathanSkene/EWCE)

8. • **EpiCompare**
R package for QC and benchmarking epigenetic datasets
[🔗 https://github.com/neurogenomics/EpiCompare](https://github.com/neurogenomics/EpiCompare)

9. • **MultiEWCE**
R package for analysing multiple gene lists using EWCE
[🔗 https://github.com/neurogenomics/MultiEWCE](https://github.com/neurogenomics/MultiEWCE)

10. • **HPOExplorer**
Functions for working with the Human Phenotype Ontology data
[🔗 https://github.com/neurogenomics/HPOExplorer](https://github.com/neurogenomics/HPOExplorer)

11. **orthogene**
Interspecies gene mapping
<https://github.com/neurogenomics/orthogene>
12. **MungeSumstats**
Standardise the format of summary statistics from GWAS
<https://github.com/neurogenomics/MungeSumstats>
<https://doi.org/10.1093/bioinformatics/btab665>
13. **scNLP**
Tools for applying natural language processing (NLP) techniques to single-cell (sc) omics data
<https://github.com/neurogenomics/scNLP>
14. **scKirby**
Automated ingestion and conversion of various single-cell data formats
<https://github.com/neurogenomics/scKirby>
15. **templateR**
Template for developing R packages
<https://github.com/neurogenomics/templateR>
<https://doi.org/10.21203/rs.3.rs-2399015/v1>
16. **echolocator**
R package for end-to-end statistical and functional fine-mapping with extensive dataset access
<https://github.com/RajLabMSSM/echolocator>
<https://doi.org/10.1093/bioinformatics/btab658>
17. **echodata**
Examples of fine-mapped GWAS summary statistics, data formatting functions, and API access to the echolocator Fine-mapping Portal
<https://github.com/RajLabMSSM/echodata>
18. **echoannot**
Functions for annotating genomic data with annotations and epigenomic data
<https://github.com/RajLabMSSM/echoannot>
19. **echoplot**
R package for LocusZoom-inspired GWAS/QTL visualization, with API access to LD panels
<https://github.com/RajLabMSSM/echoplot>
20. **echoconda**
Various utility functions to find, build, and use conda environments from within R
<https://github.com/RajLabMSSM/echoconda>
21. **echotabix**
Tabix indexing and querying
<https://github.com/RajLabMSSM/echotabix>
22. **echoLD**
LD downloading and processing.
<https://github.com/RajLabMSSM/echoLD>
23. **echodeps**
Creates interactive dependency networks for R packages.
<https://github.com/RajLabMSSM/echodeps>
24. **echogithub**
Access and process metadata from GitHub
<https://github.com/RajLabMSSM/echogithub>
25. **downloadR**
Single- and multi-threaded downloading functions
<https://github.com/RajLabMSSM/downloadR>
26. **catalogueR**
R package for rapid API-access and colocalization of summary statistics from eQTL Catalogue
<https://github.com/RajLabMSSM/catalogueR>

27. **PubReporter**
Proprietary Python package for extracting relevant scientific literature and citations, performing topic modelling, and generating interactive business intelligence reports.

WEB APPS

1. **Geneshot**
Flexible tool to identify genes associated with any biomedical term and to predict novel target genes
<http://amp.pharm.mssm.edu/geneshot>
<https://doi.org/10.1093/nar/gkz393>
2. **X2K**
eXpression 2 Kinases (X2K) Web: Automated computational pipeline to infer kinase regulators from weighted or unweighted gene lists
<http://amp.pharm.mssm.edu/X2K>
<https://doi.org/10.1093/nar/gky458>
3. **Rare Disease Celltyping Apps**
Web portal connecting to multiple R Shiny apps to explore, visualize, and download cell type-specific enrichment results and systematically prioritised gene targets for over 6,000 rare disease phenotypes.
https://github.com/neurogenomics/rare_disease_celltyping_apps
4. **Parkinson's Disease Omics Review**
Data and code associated with the Parkinson's Disease review paper by Schilder, Navarro & Raj (Neurobiology of Disease, 2021)
https://github.com/RajLabMSSM/PD_omics_review
https://rajlabmssm.github.io/PD_omics_review/
<https://doi.org/10.1016/j.nbd.2021.105580>
5. **Selective Vulnerability Meta-analysis**
Selective Vulnerability Meta-analysis: Shiny app dedicated to the exploration and dissemination of meta-analysed cell counts manually curated and harmonised from the Parkinson's Disease literature
<https://github.com/neurogenomics/SelectiveVulnerabilityMetaAnalysis>
6. **echolocatoR Fine-mapping Portal**
Access to interactive plots and fine-mapping results across many GWAS/QTL datasets using echolocatoR
https://github.com/RajLabMSSM/Fine_Mapping_Shiny
https://rajlab.shinyapps.io/Fine_Mapping_Shiny
<https://doi.org/10.1093/bioinformatics/btab658>
7. **Tensor Decomposition Shiny App**
Interactive application to explore and download all results and plots from Ramdhani et al. (PLOS Genetics, 2020)
https://github.com/RajLabMSSM/Tensor_myeloid
https://rajlab.shinyapps.io/Tensor_myeloid
<https://doi.org/10.1101/499509>
8. **Hippocampal Evolution**
Interactive code, results and visualization for the manuscript "Evolutionary selective pressures dramatically expanded and reorganized the human hippocampal complex"
https://github.com/bschilder/Hippo_Eco
https://bschilder.github.io/Hippo_Eco/HPsubfield_eco
<https://doi.org/10.1002/cne.24822>

WEBSITES

1. **Personal Website**
<https://github.com/bschilder/BMSchilder>
<https://bschilder.github.io/BMSchilder>
2. **Official Raj Lab Website**
https://github.com/RajLabMSSM/RajLab_website
<http://www.rajlab.org>

\$ GRANTS

Total (all grants): \$2,949,052
Total (as primary applicant): \$310,562

- 2023 • **Imperial UK Research Institute Impact Acceleration Account, Imperial College London**
Project: 'Creating commercial kit solutions for single cell epigenetic profiling of histone marks and transcription factors'
• **Role:** Co-applicant • **Amount:** £80,000
• **PI:** NG Skene
- 2024 | 2022 • **Turing Community Award, Alan Turing Institute**
Project: 'Multi-omic medicine: dissecting the cell-type-specific molecular mechanisms underlying neurodegenerative disease genomics'
• **Role:** Primary applicant • **Amount:** £3,000
• **PI:** BM Schilder
- 2022 • **National Institutes of Health**
Project: 'Statistical and functional fine-mapping of bipolar disorder genetic risk loci'
• **Role:** Co-applicant • **PI:** N Mullins
- 2021 • **Collaborative Single Cell and Spatial Transcriptomics Studies Award Programme, UK Dementia Research Institute**
Project: 'Amplifying genome coverage of single cell epigenetic profiling of the human brain'
• **Role:** Co-applicant • **Amount:** £12,790
• **PI:** D Hu, NG Skene
- 2020 • **National Institutes of Health**
Project: "Cognitive Systems Analysis of Alzheimer's Disease Genetic and Phenotypic Data"
• **Role:** Co-applicant • **Amount:** \$2,523,431
• **PI:** T Raj, D Knowles
- 2024 | 2020 • **UK Dementia Research Institute**
Project: 'UK DRI at Imperial Distinguished Studentship'
• **Role:** Primary applicant • **Amount:** £217,000
• **PI:** BM Schilder
- 2019 | 2017 • **The Michael J. Fox Foundation**
Project: "The Role of Peripheral Myeloid Cells in Parkinson's Disease"
• **Role:** Fundee • **PI:** T Raj
- 2020 | 2017 • **The Michael J. Fox Foundation**
Project: 'Functional Fine-Mapping of LRRK2 Locus'
• **Role:** Fundee • **PI:** T Raj
- 2017 • **National Science Foundation**
Project: 'The evolution of the hippocampus and adult neurogenesis: novel insights into the origins of human memory'
• **Role:** Primary applicant • **Amount:** \$31 543
• **PI:** BM Schilder
- 2017 • **Wenner-Gren**
Project: 'The evolution of the hippocampus and adult neurogenesis: insights into the origins of human memory'
• **Role:** Primary applicant • **Amount:** \$19,512
• **PI:** BM Schilder

2016 **Leakey Foundation**
Project: 'The evolution of the hippocampus and adult neurogenesis: Novel insights into the origins of human memory'
• **Role:** Primary applicant • **Amount:** \$15,000
• **PI:** BM Schilder

2016 **COSMOS Club**
Project: 'The evolution of adult neurogenesis across primates'
• **Role:** Primary applicant • **Amount:** \$3,250
• **PI:** BM Schilder



AWARDS

2022 **Prize for Computational Reproducibility in Dementia Research, UK Dementia Research Institute**
Project: 'MungeSumstats: A Bioconductor package for the standardisation and quality control of many GWAS summary statistics'
 News
- [Awarded honourable mention](#)

2022 **Award for Outstanding Contribution, NEUROHACK, Deep Dementia Phenotyping Network (DEMON)**
Project: 'Predicting ALS drug targets using integrative multi-modal deep learning'
 News
- [Individually awarded](#) for outstanding contributions during the NEUROHACK 2022, a competitive 4-day hackathon to apply AI in finding ALS therapeutic solutions.

2021 **Prize for Computational Reproducibility in Dementia Research, UK Dementia Research Institute**
Project: 'echolocator: an automated end-to-end statistical and functional genomic fine-mapping pipeline'
 News
- [Winners announced for UK DRI's first 'Prize for Computational Reproducibility in Dementia Research \(UK Dementia Research Institute, 2021\)](#)
- [Jointly awarded inaugural prize with Kitty Murphy.](#)

2021 **Centre Photography Competition, UK Dementia Research Institute**
Project: 'Wildfire Circle, Golden Brain, Wildfire, Geneshot, Geology of Biology, Neon Brain'
 News
- [One of the winners of the scientific image competition.](#)

2019 **Art of the Brain, Friedman Brain Institute, Icahn School of Medicine**
Project: 'Wildfire'
 News
- [Awarded 2nd place](#) and Featured on the [cover of Biological Psychiatry: Volume 87, Issue 12 \(2020\)](#). Exhibited and auctioned at the Grady Alexis Gallery (New York City), where all proceeds were voluntarily donated to the Diversity in Neuroscience Initiative.



AFFILIATIONS

**Imperial College
London**

- Department of Brain Sciences
- Faculty of Medicine



- Synapse Working Group
- Informatics Working Group



DEMON Network

Data science and AI for dementia

- Genetics & Omics Working Group
- Experimental Models Working Group
- Drug Discovery & Trials Optimisation Working Group

The Alan Turing Institute

- Turing Enrichment Scheme
- Turing-Roche Strategic Partnership



- Bipolar Disorder Working Group



- Bioconductor Cloud Methods Working Group
- Active developer

EXTRACURRICULAR EXPERIENCE

Competitive Running Career

- 8+ years of varsity and Division I cross country, winter track, and spring track throughout high school and college.
- Year-round, daily training and travel to weekly competitions necessitated a dedicated and regimented lifestyle in order to succeed as a student-athlete
- Running remains a passion of mine and I enjoy training for ultra-marathons in my free time.
- This passion, work ethic and self-insight have carried over to all aspects of my life, including my career as a researcher.

 Earth

-
|
2003

-
|
1995

• **Music Production**

- Writes, records, produces and performs original music.
- Instruments: keys, percussion, vocals, etc.
- Proficient in Logic Pro X Digital Audio Workstation (DAW).
- Experiments with generative AI.

📍 Earth

-
|
2015

• **Visual Art**

- [Award-winning scientific artwork using computational methods.](#)
- Figures featured on cover of peer-reviewed journals.
- Experiments with generative AI.

📍 Earth